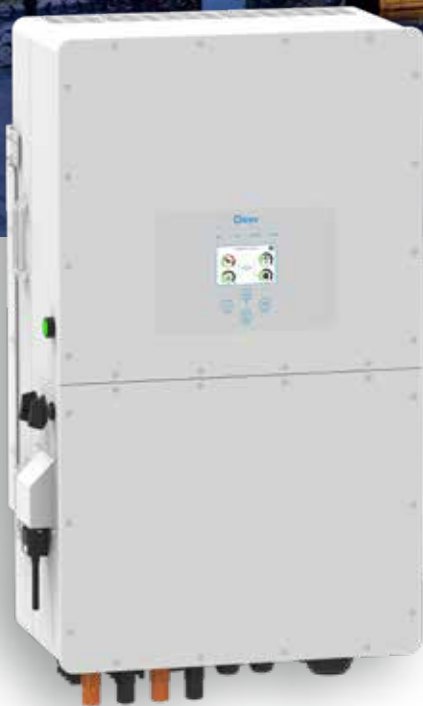




# Three Phase Hybrid Inverter

SUN-30-SG01HP3-EU-BM3



- 100** 100% unbalanced output, each phase
-  AC couple to retrofit existing solar system
- 10** Max. 10 pcs parallel for on-grid and off-grid operation; Support multiple batteries parallel
- 100** Max. charging/discharging current of 100A
- H** High voltage battery, higher efficiency
- 6** 6 time periods for battery charging/discharging
-  Support storing energy from diesel generator

# Technical Data

Model	SUN-29.9K-SG01HP3 -EU-BM3	SUN-30K-SG01HP3 -EU-BM3	SUN-35K-SG01HP3 -EU-BM3	SUN-40K-SG01HP3 -EU-BM4	SUN-50K-SG01HP3 -EU-BM4
<b>Battery Input Data</b>					
Battery Type	Lithium-ion				
Battery Voltage Range (V)	160-800				
Max. Charging Current (A)	50+50				
Max. Discharging Current (A)	50+50				
Number of Battery Input	2				
Charging Strategy for Li-Ion Battery	Self-adaption to BMS				
<b>PV String Input Data</b>					
Max. DC Input Power (W)	38870	39000	45500	52000	65000
Max. DC Input Voltage (V)	1000				
Start-up Voltage (V)	180				
MPPT Range (V)	150-850				
Full Load DC Voltage Range (V)	360-850	360-850	420-850	360-850	450-850
Rated DC Input Voltage (V)	600				
PV Input Current (A)	36+36+36	36+36+36	36+36+36	36+36+36+36	
Max. PV I <sub>sc</sub> (A)	55+55+55	55+55+55	55+55+55	55+55+55+55	
No.of MPP Trackers	3			4	
No.of Strings per MPP Tracker	2+2+2			2+2+2+2	
<b>AC Output Data</b>					
Rated AC Output Active Power (W)	29900	30000	35000	40000	50000
Max AC Output Active Power (W)	29900	33000	38500	44000	55000
AC Output Rated Current (A)	45.4/43.4	45.5/43.5	53.1/50.8	60.7/58	75.8/72.5
Max. AC Output Current (A)	45.4/43.4	50/47.8	58.4/55.8	66.7/63.8	83.4/79.7
Max. Three-phase Unbalanced Output Current (A)	60	60	60	70	83.3
Max. Continuous AC Passthrough (A)	200				
Peak Power (Off Grid)	1.5 time of rated power, 10 S				
Power Factor Adjustment Range	0.8 leading to 0.8 lagging				
Rated Input/Output Voltage/Range(V)	220/380, 230/400 0.85Un-1.1Un				
Rated Input/Output Grid Frequency/Range	50Hz/45Hz-55Hz 60Hz/55Hz-65Hz				
Grid Connection Form	3L+N+PE				
Total Harmonics Current Distortion (THDi)	<3% (of nominal power)				
DC Current Injection	<0.5% I <sub>n</sub>				
<b>Efficiency</b>					
Max. Efficiency	97.60%				
Euro Efficiency	97.00%				
MPPT Efficiency	99.90%				
<b>Protection</b>					
Integrated	Anti-islanding Protection, PV String Input Reverse Polarity Protection, Insulation Resistor Detection, Residual Current Monitoring Unit, Output Over Current Protection, Output Shorted Protection, Surge Protection, Arc Fault Circuit Interruption (AFCI optional)				
Over Voltage Category	DC Type II/AC Type III				
<b>Certifications and Standards</b>					
Grid Regulation	IEC 61727, IEC 62116, CEI 0-21, EN 50549, NRS 097, RD 140, UNE 217002, OVE-Richtlinie R25, G99, VDE-AR-N 4105				
Safety / EMC Standard	IEC/EN 61000-6-1/2/3/4, IEC/EN 62109-1, IEC/EN 62109-2				
<b>General Data</b>					
Operating Temperature Range ( )	-40 to +60°C, >45°C Derating				
Cooling	Smart Cooling				
Noise (dB)	≤65 dB				
Communication with BMS	CAN				
Weight (kg)	80				
Cabinet Size (WxHxD mm)	527×894×294 (Excluding Connectors and Brackets)				
Protection Degree	IP65				
Installation Style	Wall-mounted				
Warranty	5 Years/10 Years				
	the Warranty Period Depends the Final Installation Site of Inverter, More Info Please Refer to Warranty Policy				